

2020 Call Stats

- 3708 Total
 - 3438 EMS
 - 1317 ALS
 - 669 BLS
 - 1986 Transports
 - 1815 MWHC (Fburg)
 - 7 MHC (Lee's Hill)
 - 4 MHC (Stafford)
 - 135 SRMC (Spotsylvania)
 - 33 UMRMC (LaPlata)
 - Ambulance Fee for Service: \$000000.00
 - 1107 Fires
 - Dollars saved: \$6,689,290 (85%)
 - Dollars lost: \$1,222,263 (15%)

2020: By The Numbers

- EMS:

- 260 MVAs (Includes specific types)
- 8 Vehicle Entrapments
- 4 Amputations/Impaled Object
- 293 Chest Pain
- 27 Cardiac Arrests/CPR
- 20 Suicides / Attempted
- 0 Drowning
- 30 Medivacs
- 29 OB / Delivery
- 39 Overdoses
- 62 Strokes
- 123 Unconscious (Present/Past)
- 69 Seizures
- 203 Injuries from Falls
- 7 Animal/Insect Bites/Stings
- 154 Public Service/Standby
- 3 ATV Accident
- 109 Abdominal Pain
- 45 Allergic Reaction
- 15 Asthma Attacks
- 352 Difficulty Breathing
- 76 Diabetic Emergencies
- 14 Choking
- 225 General Illness
- 112 Injury
- 5 Burns
- 6 GSW/Stabbings
- 2 MVA / Pedestrian
- 29 MVA / Overturned
- 24 Death Investigations
- 55 Mutual Aid Calls (Given)
- 62 Medical Alarms
- 670 Medical Emergencies
- 92 Other Type Calls

2020: By The Numbers

- Fire:

- 39 Brush / Woods
- 38 Residential Type Fires
- 2 Commercial Type Fires
- 26 Commercial AFA
- 73 Residential AFA
- 11 Gas Leaks
- 8 Hazmat
- 11 Carbon Monoxide
- 13 Vehicle Fires
- 4 Water Rescues/Fires
- 3 Elevator Rescues
- 26 Trees on Building / Line
- 27 Smoke Investigations
- 16 Illegal Burns
- 19 Other Type Calls(Test,Error,Etc)
- 0 Train/Rail Road Fires
- 3 Technical Rescues
- 36 Public Service/Standby's
- 34 Mutual Aid Calls (Given)
- 6 Fire Investigations
- 5 Fires endangering a structure
- 2 Fill-Ins
- 31 Emergency Lockouts
- 0 Building Collapse
- 12 Power Lines Down
- 13 Unusual/Unknown Odor
- 6 UAS Flights
- 10 Smoke In Bldg/Residence
- 9 Transformer Fires
- 1 Machinery Fires

2020: Misc Stats

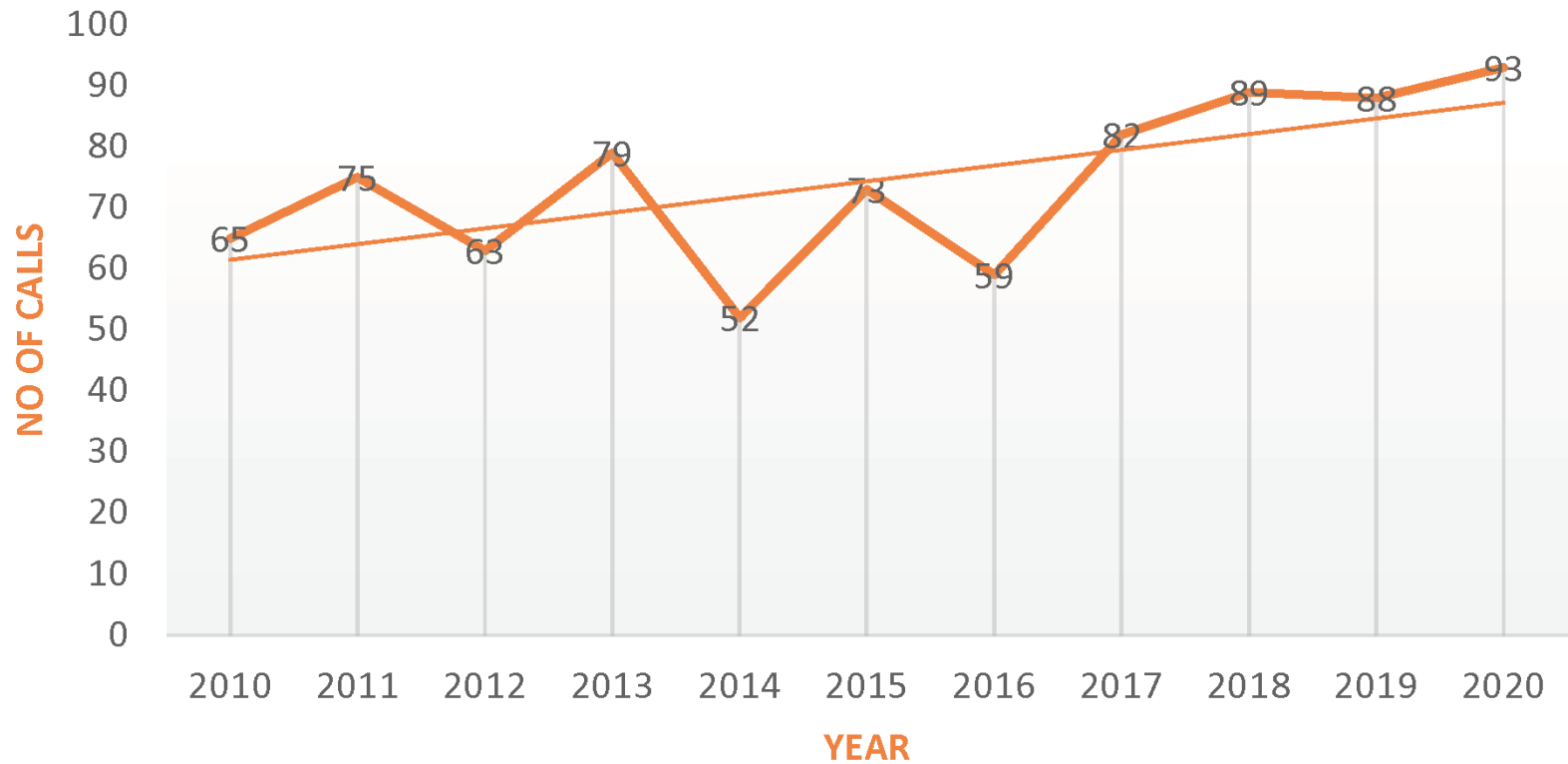
- Average Response Time (All) 9.10m
- Average Response Time (EMS) 6.84m
- Average On Scene Time (EMS) 18.10m
- Average Transport Time (EMS) 30.71m
- Average Hospital Time (EMS) 38.02m
- Average transported miles: 23.84
- Heritage Hall Nursing Home Calls: 63
- MWHC Urgent Care Calls: 156
- Center Care Urgent Care Calls: 37/11
- Project Faith Calls: 87
- EMS Urgent Transports: 1650
- EMS Non-Emergent Transports: 326
- Mutual Aid Provided: 115
- Mutual Aid Received: 757
- Scratched Units: 126 (CAD)
- Average Call Turnout: 4
- Civilian Casualties: 10
- Firefighter Casualties: 1
- Peak Call Periods: (>200 Calls) 10:00 – 19:00

Challenges

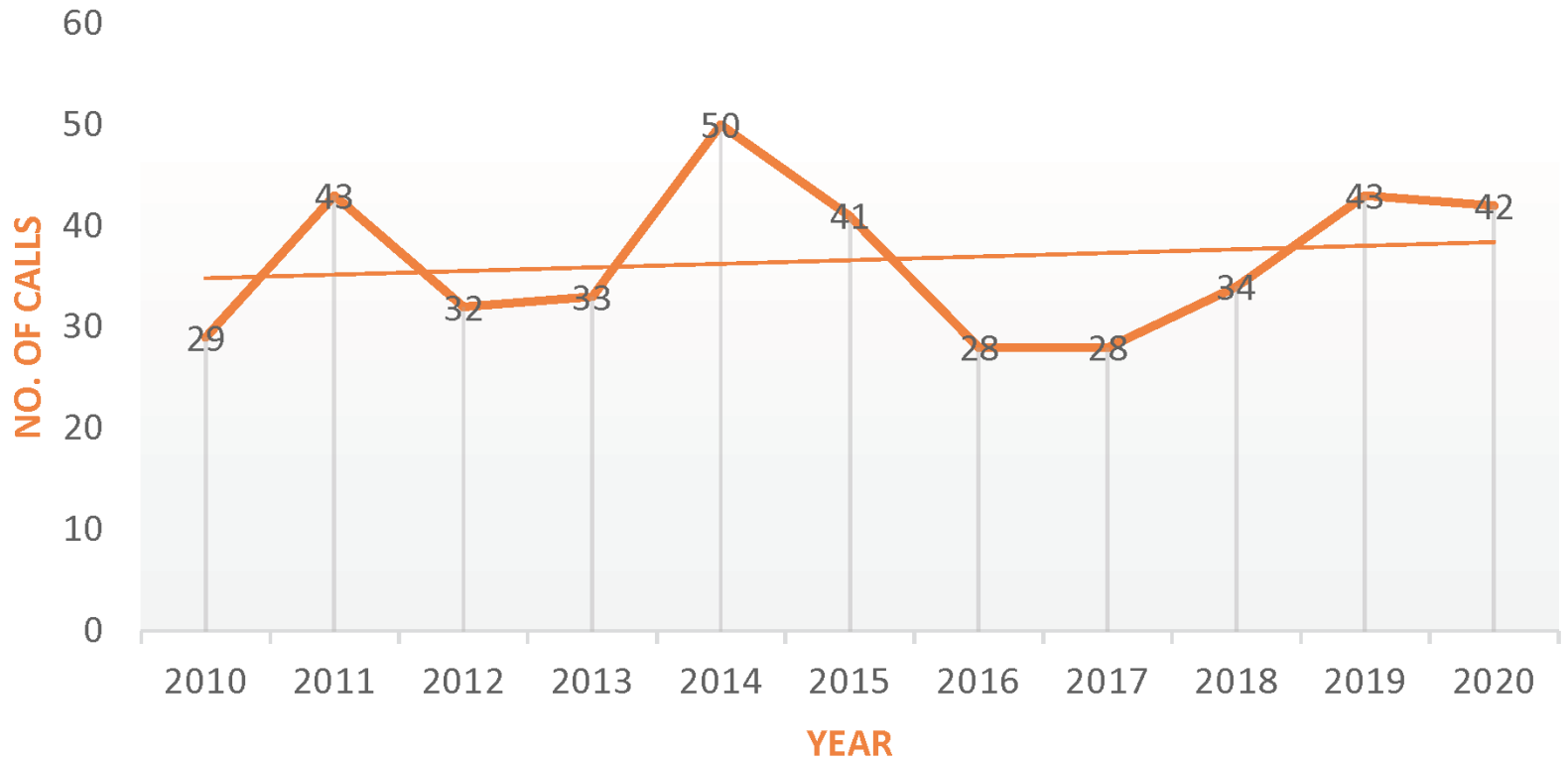


- Recruitment & Retention
- Increased 911 Calls (graphs)
 - 10 year structure fires
 - 10 year automatic fire alarms
 - 10 year MVA
 - 10 EMS calls
 - Scratched Calls (5 yr?)
 - Understaffed Units (5 yr?)
- Meeting citizen expectations
- New Fire & Rescue Stations

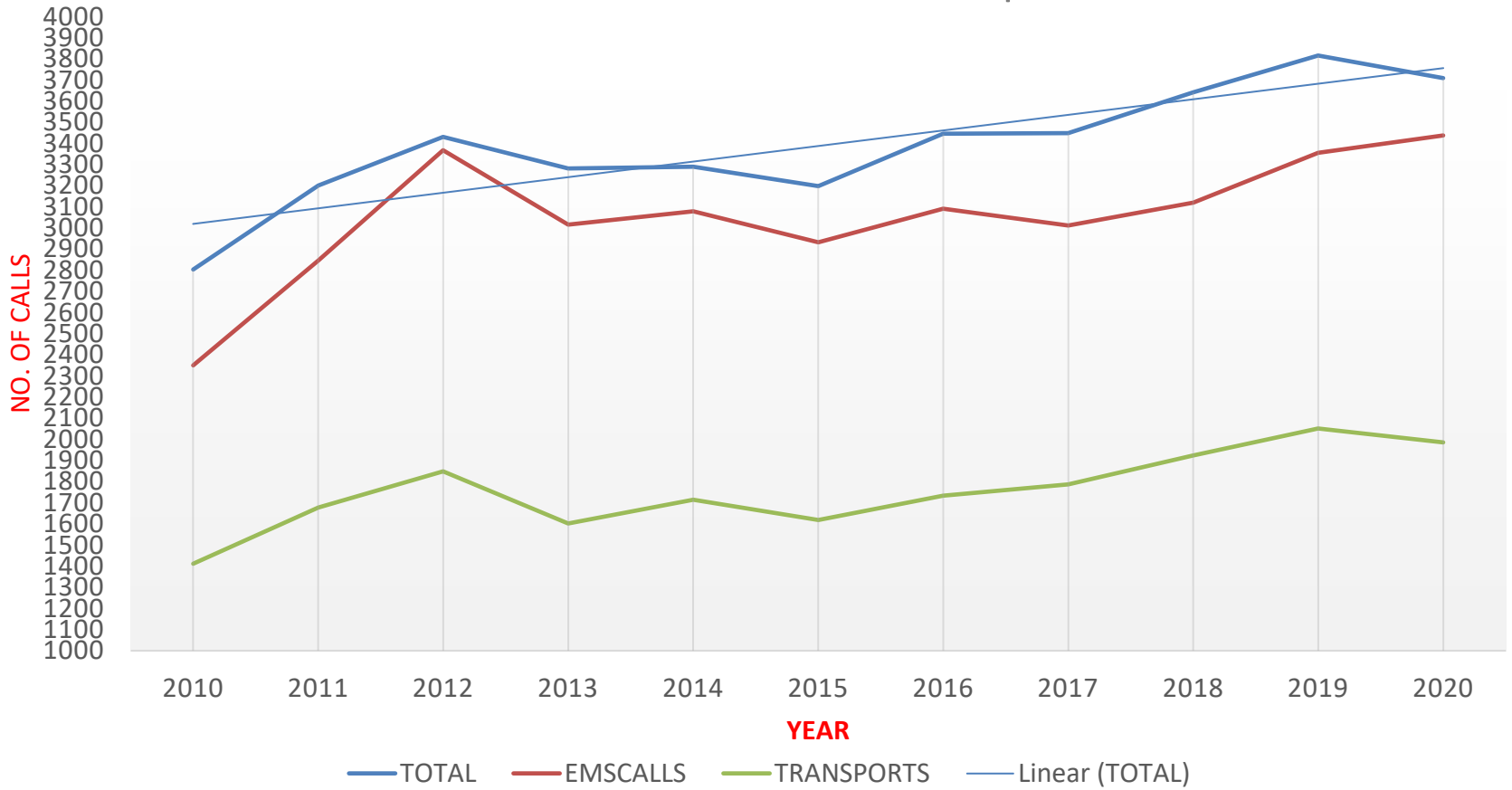
False Alarm Calls



Structure Fires



EMS Calls for Service & Transports



Motor Vehicle Accidents

